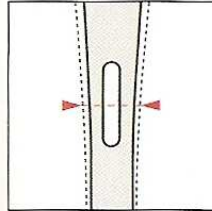



SIDECUTS




S-CUT

LIGHT CARVING SIDECUT BEHIND THE FOOT AND A WIDER PLATFORM AT THE FRONTFOOT PROVIDES MORE CONTROL AND STABILITY ESPECIALLY WHEN DESCENDING OUT OF THE TRACK.



SKATING RACE SIDECUT

WORLD CUP PERFORMANCE SIDECUT WITH EXCELLENT EDGE CONTACT ZONE, PROVIDES MAXIMUM EFFICIENCY FROM THE BEGINNING THROUGH THE KICK.



CLASSIC PARALLEL RACE SIDECUT

PARALLEL SIDECUT THAT HELPS SKIS TRACK STRAIGHT AND FAST.

SPACEFRAMES



PROPULSION SPACEFRAME

3D REINFORCEMENT IN THE GLIDING ZONE AND FOREBODY OF THE SKI, WITH FORK SHAPE BEHIND THE FOOT, PROVIDES BETTER ACCELERATION AND FASTER GLIDE.



SKATING SPACEFRAME

LONG FORK SHAPE BOTH BEHIND & IN THE FRONT OF THE FOOT FOR POWER TRANSMISSION TO THE EDGES.

BASE TUNING



WORLD CUP WARM GRINDING

FINE UNIVERSAL STONE GRINDING FOR CONDITIONS ABOVE -8°C , WITH ADDITIONAL MAN-MADE STRUCTURE TO GLIDE BETTER IN WET CONDITIONS.



WORLD CUP COLD GRINDING

EXTRA FINE WORLD CUP STONE GRINDING FOR BEST PERFORMANCE IN EXTREMELY COLD CONDITIONS, BELOW -5°C .



RACE UNIVERSAL GRINDING


LOW PRESSURE STONE GRINDING FOR FAST GLIDE IN ALL SNOW CONDITIONS.



PERFORMANCE UNIVERSAL GRINDING

LOW PRESSURE, ROBUST STONE GRINDING FOR EFFORTLESS GLIDING

BASES



ZEOLIT BASE

WORLD CUP PERFORMANCE BASE WITH MAXIMUM PERFORMANCE + ZEOLIT ADDITIVE FOR BETTER WAX ABSORPTION AND RETENTION.

COLD BASE
MOLECULAR WEIGHT 9 MIO,
AND GRAPHITE RATE 5%

WARM BASE
MOLECULAR WEIGHT 9 MIO,
AND GRAPHITE RATE 15%